

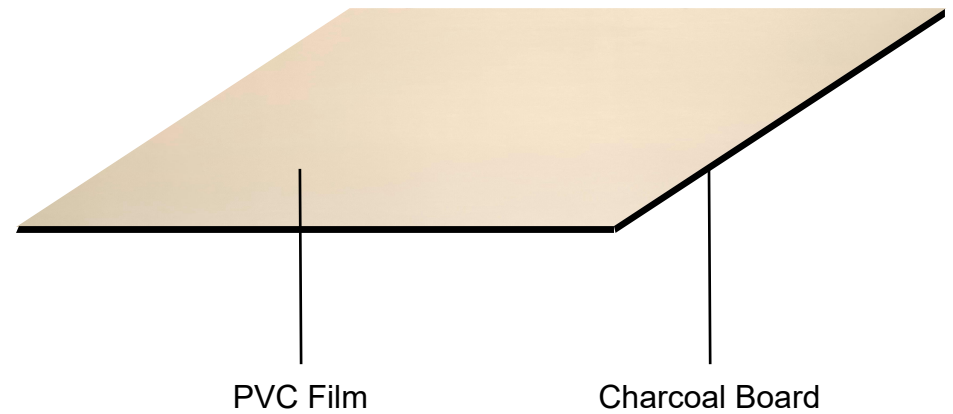


Foam Sheet

SATILIFE



Specification



ITEM	Foam Sheet
Length	2900mm
Width	1220mm
Thickness	5mm
Density	700kg/m3

Advantage



Water Proof

Foam Sheet has the advantage of being waterproof and moisture-resistant, addressing the weakness of traditional wall panels that are susceptible to water.



Diverse design options

Offer a wide range of textures and colors suitable for various interior design styles, meeting diverse needs.



Easy to clean

The surface is smooth and easy to clean, preventing the accumulation of stains.



Easy to Install

Installation is convenient, saving a considerable amount of time and money.

Application



Living Room wall



Bedroom wall




Meeting Room wall




Reception



Gallery



Restaurant



FS1101



FS1105



FS1115



FS1116




FS1117



FS1118




FS1119



FS1301



FS1302



FS1303